

PLAN E4 | 2 BEDROOM + DEN

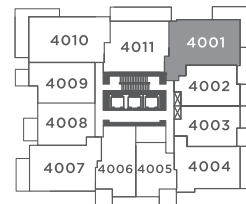
UNIT 3601 - 5901
 Indoor: 1,065 sq ft (approx)
 Outdoor: 285 sq ft (approx)

**2 GILMORE
PLACE**



LIST OF APPLIANCES:

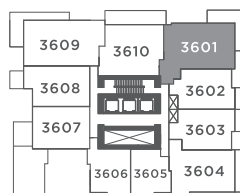
1. 2 X 24" Integrated Blomberg Fridge
2. 30" Fulgor Milano 5 Burner Gas Cooktop
3. 30" Faber Cristal Hoodfan
4. 30" Fulgor Milano Convection Wall Oven
5. Panasonic Microwave
6. Integrated Blomberg Dishwasher
7. Sink Disposal
8. High-Efficiency Full Size Whirlpool Washer and Dryer
9. Pantry



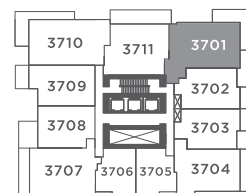
40TH FLOOR



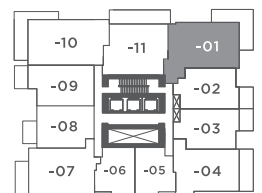
41ST - 59TH FLOOR



36TH FLOOR



37TH FLOOR



38TH - 39TH FLOOR

The floorplans, square footage, dimensions, design and configuration of the strata lots and project are approximate and/or artist's interpretation only and may differ from what is shown. Final dimensions, square footage, and configuration shall be determined by the final strata plans. Final floorplans may be the mirror image of the floorplans shown above. Refer to architectural drawings. The developer reserves the right to make changes without notice to the floorplans, ceiling heights, project design, landscaping plans, appliances, specifications, and features, E.&O.E.